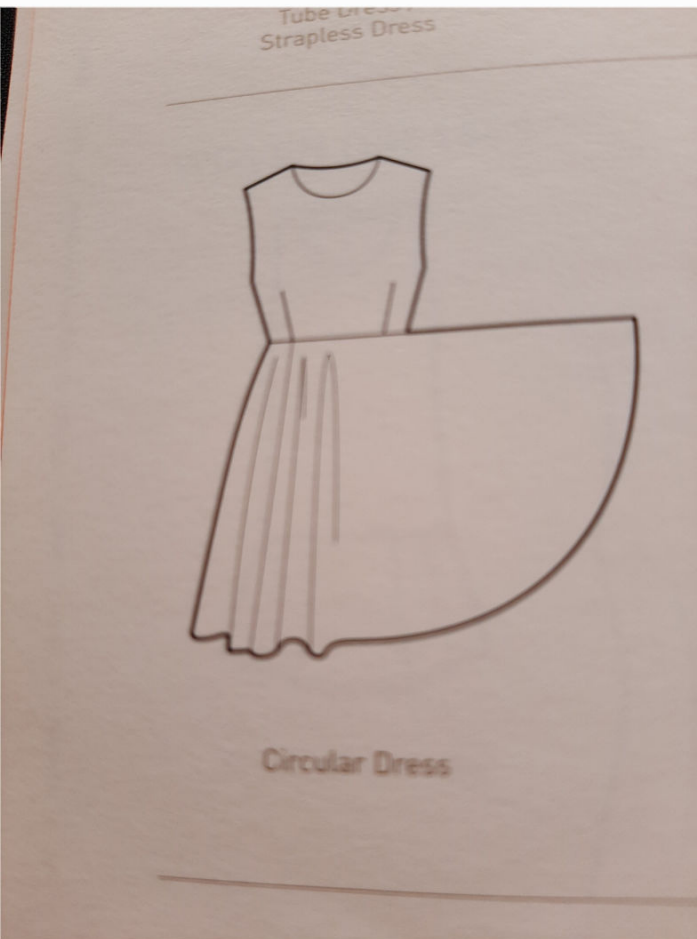




Compito di modellistica 1m




APPAREL

Jacket / Coat / Shirt / Blouse / Dress / Vest



Strap Dress



Princess Line Dress

WOVEN DRESSES



Sheath Dress

A sheath dress is a relatively unembellished dress that fits closely to the body contours, typically of knee length or lower-thigh length as opposed to many cocktail dresses and longer ballroom gowns.

Realizzate con le vostre misure personali il cartamodello di un abito tra quelli proposti
Prima di realizzare il cartamodello in grandezza naturale , realizza quello scelto con le misure in scala 1:2 .